





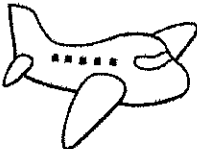
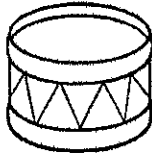






Name _____

Date _____

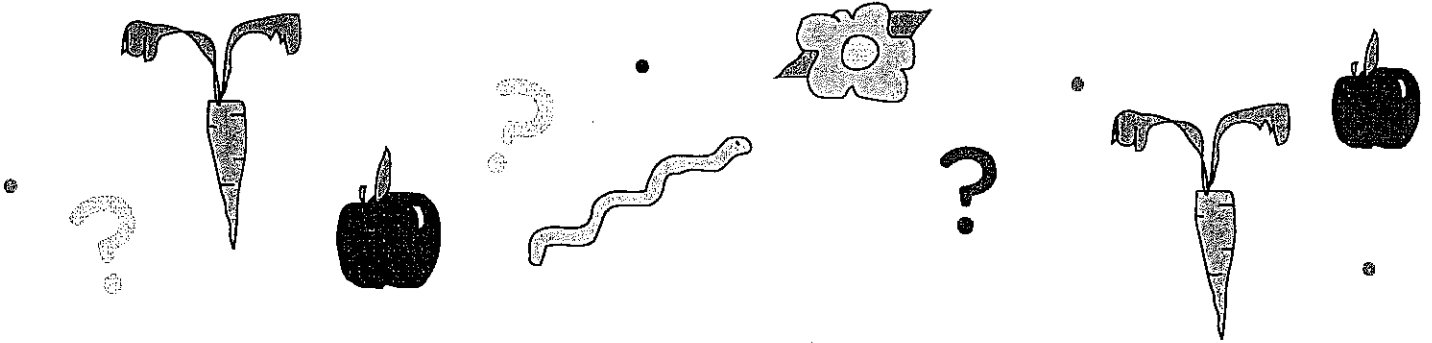
Which Blend? ^{DAY #1}

Color the pictures. Circle the correct word that matches each picture. Write that word in the box.

 <p>blocks plocks</p> <hr/> <hr/> <hr/>	 <p>fry fly</p> <hr/> <hr/> <hr/>	 <p>flog frog</p> <hr/> <hr/> <hr/>
 <p>clab crab</p> <hr/> <hr/> <hr/>	 <p>crool stool</p> <hr/> <hr/> <hr/>	 <p>plant prant</p> <hr/> <hr/> <hr/>
 <p>blane plane</p> <hr/> <hr/> <hr/>	 <p>drum dlum</p> <hr/> <hr/> <hr/>	 <p>ski sti</p> <hr/> <hr/> <hr/>
 <p>smile skile</p> <hr/> <hr/> <hr/>	 <p>snake stake</p> <hr/> <hr/> <hr/>	 <p>snamp stamp</p> <hr/> <hr/> <hr/>

Punctuation: In the Garden

Every statement ends with a period. Every question ends with a question mark. Add a period or question mark to the end of each sentence.



Do you see the worms ____

I like growing carrots ____

An apple fell from a tree ____

Is the sun out ____

The flowers are pink ____

A bird dropped a seed ____

Where is the shovel ____

Today is a nice day ____

Planting a garden is fun ____

Punctuation

Pedro the Parrot needs help putting the correct punctuation at the end of each sentence. Help him complete each sentence by adding a period (.), exclamation point (!), or question mark (?).



1. When is your birthday _____
2. I love ice cream _____
3. My favorite subject is writing _____
4. Sam walks to school _____
5. How far can you run _____
6. The dog is in the dog house _____
7. What is the title of the book _____
8. We had pizza for lunch _____
9. May I have a drink of water _____
10. The cat jumped on the fence _____

First Grade Fluency Package Directions:

Have your child read one of the passages each day for 5 days. They will use page two while you keep score on page one. Set a timer for one minute, mark out the incorrect or skipped words as they read; count how many words they read in that minute and record their progress on the bottom of the page. They will demonstrate fluency progress over the week. Your child can answer the comprehension questions on page three at the end of the week - if they have not finished reading the whole story by the end of the week you can read it with them before answering the questions.

Name: _____

Date: _____

The Circus 270L

The circus is in town! I am excited to go. There are clowns with 14
funny faces. They ride little bikes and make us laugh. The clowns have 27
hair in all different colors. There are elephants to ride. They have saddles 40
for me to sit in. They have crowns with feathers on their heads. The tiger 55
will show his teeth. He has very sharp teeth. Someone will try and get 69
him to jump through a hoop. I like the monkeys. They are funny. The 83
monkeys play games. They wrestle with each other. They jump into the 95
crowds of people. Maybe a monkey will sit on my lap. The best part of 110
the show is the acrobats. They are the people who swing way up high. 124
They do flips and turns. They fly through the air. I would like to fly 139
through the air like the acrobats. The circus is in town! I am excited to 154
go. 155

1 one

	Monday	Tuesday	Wednesday	Thursday	Friday
Words Correct					
Words Incorrect					

The Circus

The circus is in town! I am excited to go. There are clowns with funny faces. They ride little bikes and make us laugh. The clowns have hair in all different colors. There are elephants to ride. They have saddles for me to sit in. They have crowns with feathers on their heads. The tiger will show his teeth. He has very sharp teeth. Someone will try and get him to jump through a hoop. I like the monkeys. They are funny. The monkeys play games. They wrestle with each other. They jump into the crowds of people. Maybe a monkey will sit on my lap. The best part of the show is the acrobats. They are the people who swing way up high. They do flips and turns. They fly through the air. I would like to fly through the air like the acrobats. The circus is in town! I am excited to go.

Name: _____

Date: _____

The Circus

Comprehension Questions

1. What do the clowns do?

2. How does the author feel about the circus?

3. What is the best part of the show?

Hundred Grid. Fill in the missing numbers between 1 and 120
 Look for patterns in the number sequences.

1						7			10
	12				16				
21				25					
31								39	
	42						48		
		53		55					
			64			67			
				75					80
		83					88		
			94						100
101						107			
		113			116				120

Name _____

Skip Counting

Directions: Finish the pattern.

A. 25, 30, 35, _____, _____, _____

B. 20, 30, 40, _____, _____, _____

C. 14, 16, 18, _____, _____, _____

D. 54, 56, 58, _____, _____, _____

E. 80, 70, 60, _____, _____, _____

F. 55, 57, 59, _____, _____, _____

G. 65, 70, 75, _____, _____, _____

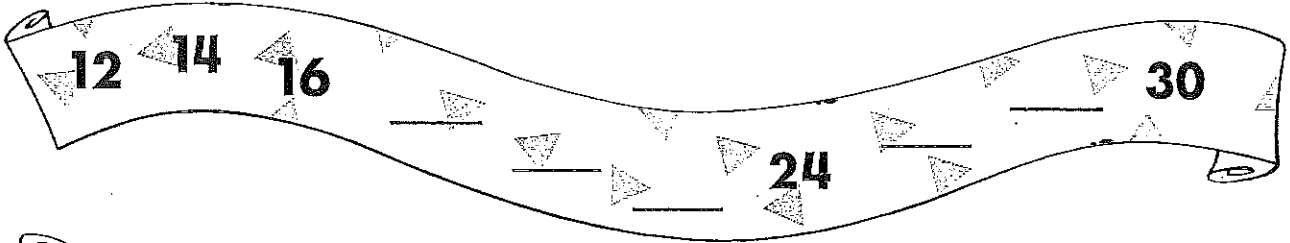


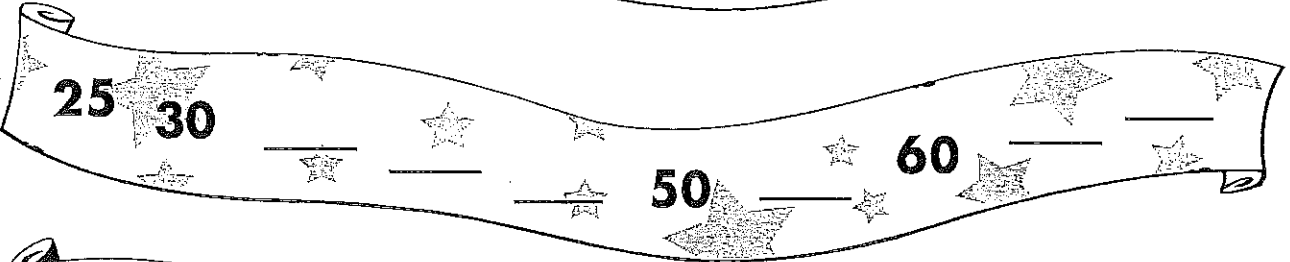
Number Patterns (I)

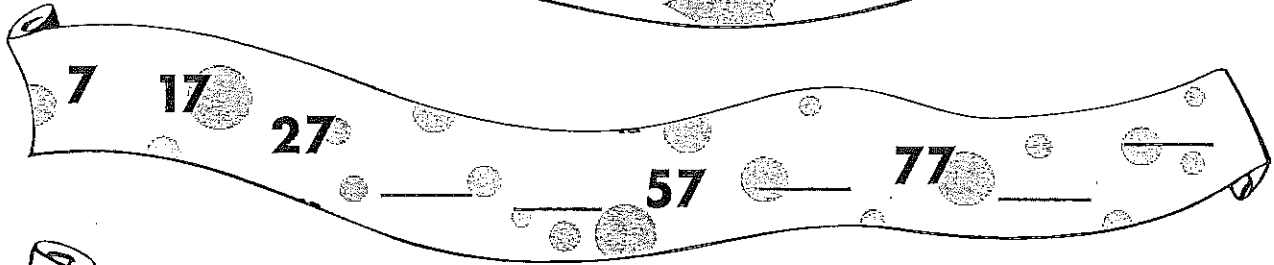
Name _____

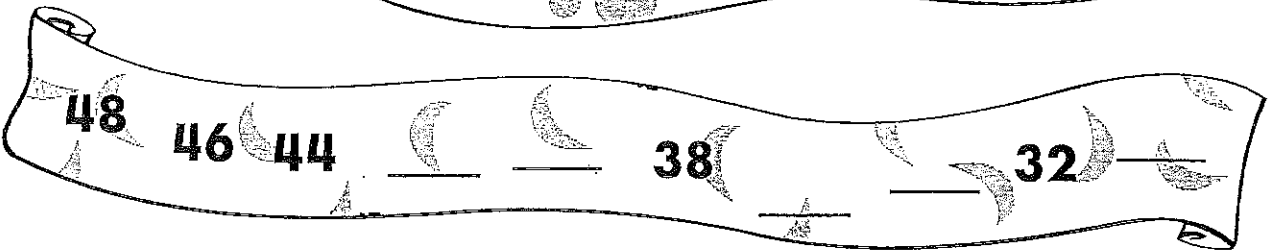
Date _____

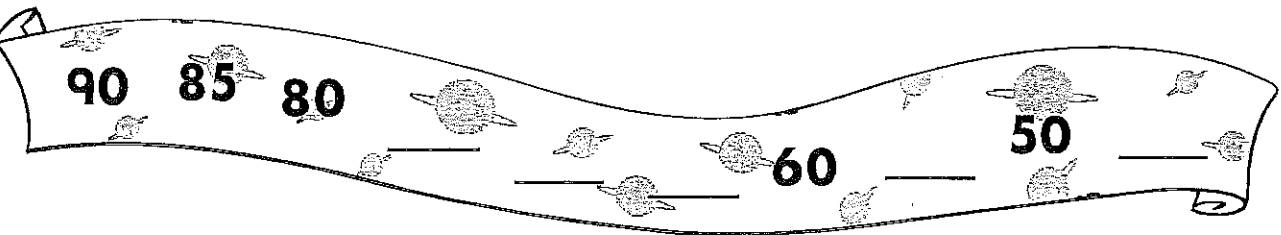
Find the pattern. Write the missing numbers.


1.  12 14 16 _____ 24 _____ 30

2.  25 30 _____ 50 _____ 60 _____

3.  7 17 27 _____ 57 _____ 77 _____

4.  48 46 44 _____ 38 _____ 32 _____

5.  90 85 80 _____ 60 _____ 50 _____

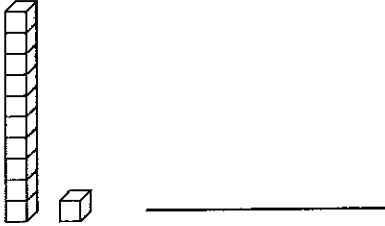
6.  100 90 _____ 60 _____ 30 _____

Name: _____

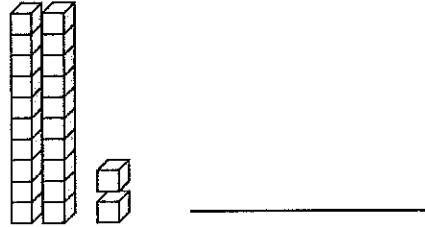
Place Value Blocks

Write each number in standard form.

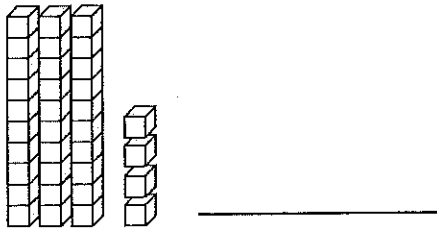
a.



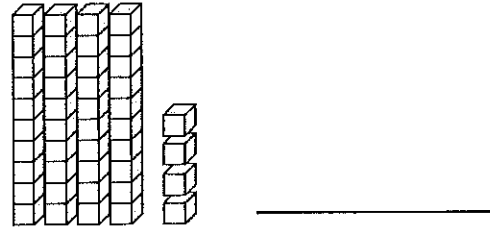
b.



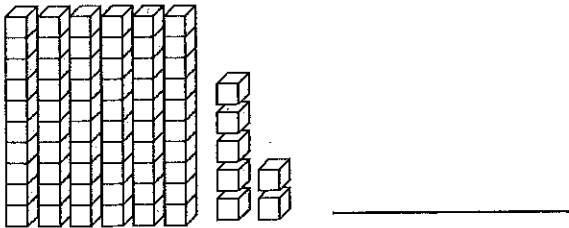
c.



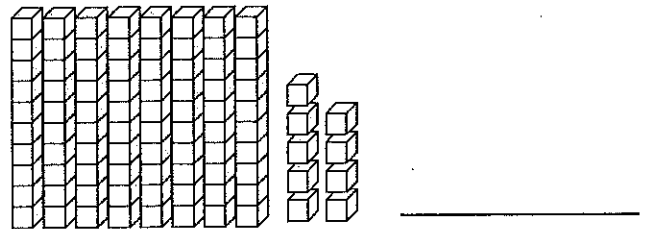
d.



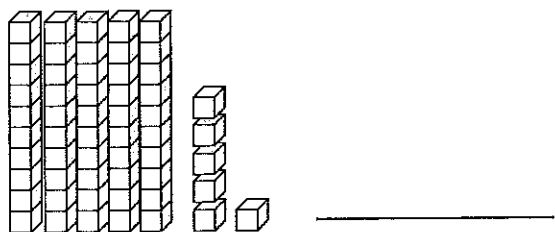
e.



f.



g.



h.

