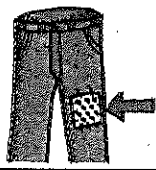















Circle and write the letters that complete each picture name. Then trace the whole word.


<p>1</p>  <p>ck tch t</p> <p>pa</p>	<p>2</p>  <p>ch k qu</p> <p>ilt</p>	<p>3</p>  <p>th ch qu</p> <p>air</p>
<p>4</p>  <p>th ch tr</p> <p>umb</p>	<p>5</p>  <p>ck ch qu</p> <p>ick</p>	<p>6</p>  <p>ch t th</p> <p>ba</p>
<p>7</p>  <p>k ch qu</p> <p>ack</p>	<p>8</p>  <p>th ch ck</p> <p>pea</p>	<p>9</p>  <p>t tch ck</p> <p>ca</p>
<p>10</p>  <p>qu ch ck</p> <p>in</p>	<p>11</p>  <p>t th ch</p> <p>mo</p>	<p>12</p>  <p>th qu ch</p> <p>irty</p>

Harcourt Brace School Publishers

Telling Sentences

Directions: Read the sentences and write them below.
Begin each sentence with a capital letter.
End each sentence with a period.

1. i like to go to the store with Mom
2. we go on Friday
3. i get to push the cart
4. i get to buy the cookies
5. i like to help Mom



1. _____

2. _____

3. _____

4. _____

5. _____



Name: _____

Asking Sentences

Directions: Read the asking sentences. Write the sentences below. Begin each sentence with a capital letter. End each sentence with a question mark.

1. what game will we play
2. do you like to read
3. how old are you
4. who is your best friend
5. can you tie your shoes

1. _____


2. _____

3. _____

4. _____

5. _____

Look Around




Look around.
Chicks hatch.






Look around.
Kids play catch.

2



Look around.
Buses go by.



Look around.
Dogs fetch.


Name _____

Reread “Look Around” and follow the directions.

1. Circle the word that tells what chicks do.

hatch


catch



2. Circle the word that tells what kids play.

catch


ride



3. Circle the words that tell what buses do.

go by

look around



4. Write the main topic of “Look Around.”

Nine, Eight, Seven

Write the differences in the boxes. Will it be a **9**, **8**, or **7**?

$13 - 6 = \square$

$10 - 1 = \square$

$13 - 5 = \square$

$11 - 2 = \square$

$13 - 4 = \square$




$13 - 5 = \square$

$10 - 3 = \square$

$12 - 3 = \square$

$12 - 5 = \square$

$11 - 4 = \square$



$11 - 3 = \square$

$10 - 2 = \square$

$12 - 5 = \square$

$12 - 4 = \square$

$13 - 6 = \square$

$10 - 2 = \square$

$9 - 0 = \square$

$12 - 5 = \square$







$13 - 5 = \square$

$10 - 3 = \square$

Name: _____

Directions: Fill in the missing number to complete the number bond.

Penguin Number Bonds



Odds and Evens

Is the number odd or even? Color in the bubble next to the correct answer.

1. **23** odd even

9. **45** odd even

2. **8** odd even

10. **70** odd even

3. **76** odd even

11. **12** odd even

4. **64** odd even

12. **3** odd even

5. **12** odd even

13. **58** odd even

6. **57** odd even

14. **83** odd even

7. **5** odd even

15. **2** odd even

8. **91** odd even

16. **11** odd even

Name: _____

Even and Odd Sums

Add to find the sums.

Tell whether each sum is an odd or even number.

a. $3 + 4 =$ _____
(Sum) (Odd or even?)

b. $9 + 8 =$ _____
(Sum) (Odd or even?)

c. $2 + 9 =$ _____
(Sum) (Odd or even?)

d. $7 + 8 =$ _____
(Sum) (Odd or even?)

e. $6 + 8 =$ _____
(Sum) (Odd or even?)

f. $7 + 9 =$ _____
(Sum) (Odd or even?)

g. $6 + 5 =$ _____
(Sum) (Odd or even?)

h. $6 + 6 =$ _____
(Sum) (Odd or even?)

i. $6 + 3 =$ _____
(Sum) (Odd or even?)

j. $7 + 7 =$ _____
(Sum) (Odd or even?)

k. $9 + 6 =$ _____
(Sum) (Odd or even?)

l. $3 + 7 =$ _____
(Sum) (Odd or even?)

m. $5 + 3 =$ _____
(Sum) (Odd or even?)